
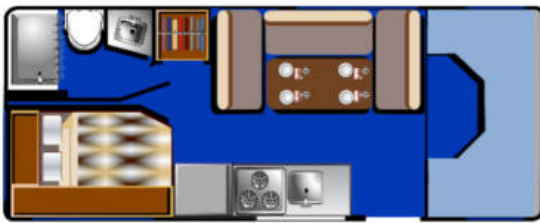


2 Road Bear RV Motorhomes

Class C 22-24ft (M), non-slide, up to 5 travelers

We recommend 



Class C 22-24ft (M) floorplan (day)

Class C 22-24ft (M) floorplan (night)



Class C 22-24ft (M) with permanent bed and privacy curtain which is standard on all Class C units with corner bed; full dry bath



Class C 22-24ft (M) dinette with large window for sightseeing; table converts to bed for the night

Floorplans are for illustration purposes only and may vary.

² These images and many more can be downloaded from <https://drive.google.com/folderview?id=0Byx5uWQ97W-gbWZ4MWc1eEpDZUk&usp=sharing>. From there virtual tours can be downloaded as well or they can be seen "in action" at <https://virtual.roadbearrv.com>.

Class C 25-27ft (P), slide-out, up to 6 travelers

We recommend



Class C 25-27ft (P) floorplan (day)

Class C 25-27ft (P) floorplan (night)



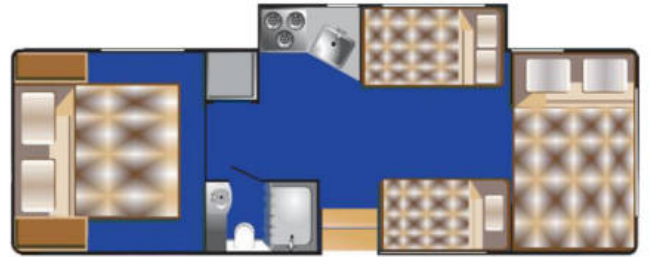
Class C 25-27ft (P) with bedroom slide offers a more comfortable bedroom with a large walk-around bed



Class C 25-27ft (P) spacious living area with leather sofa and extra wide "dream dinette"

Class C 28-30ft (R), slide-out, up to 7 travelers

We recommend 



Class C 28-30ft (R) floorplan (day)

Class C 28-30ft (R) floorplan (night)



Class C 28-30ft (R) offers plenty of space to prepare a good breakfast or an excellent dinner and enjoy it afterwards together before socializing indoor

Class A 30-32ft (U), slide-out, up to 6 travelers

We recommend



Class A 30-32ft (U) floorplan (day)



Class A 30-32ft (U) floorplan (night)



Class A 30-32ft (U) hallway view of kitchenette, spacious restroom and living area with dinette table



Class A 30-32ft (U) with plenty of storage for your personal belongings

Additional Highlights



Cut-out for comfortable driving



Cab-over bed for the night



Cab-over safety net on all units and step ladder to get into cab-over area



One tether anchor for child seat installation on all units



Easy accessible, large outdoor space includes on all units a table free of charge



A slide-out adds about 15-25 sqft / 1.5 - 2.5 m2 living room space